

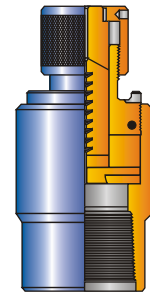


'LW' LINE WIPER

PARVEEN Line Wipers are used to wipe wireline when wireline is removed from well. Line wiper also used to create a seal around braided line.

Manual Casing Wipers

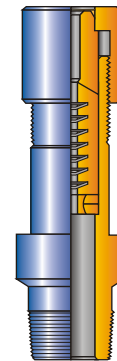
ID	WIPER TYPE	WORKING PRESSURE (PSI)	LINE SIZE	STANDARD BOTTOM CONNECTION
6-1/4	Casing	3,000	7/32-1	7 8 Thread Pin
6-1/2	Casing	3,000	7/32-1	7 8 Thread Box
6-1/2	Casing	3,000	7/32-1	7 Stub Acme Box
2-3/4	Automatic	1,000	3/16-7/8	3-1/2 O.D. LP Pin
3-5/8	Automatic	1,500	3/16-7/8	4-1/2 O.D. LP Pin



Casing Line Wiper

Manual Line Wipers

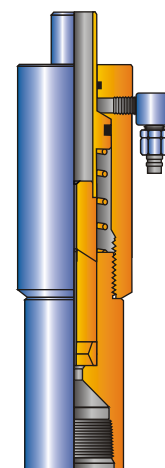
ID	WIPER TYPE	WORKING PRESSURE (PSI)	LINE SIZE	STANDARD BOTTOM CONNECTION
1-9/16	Tubing	5,000	1/8-5/16	2-3/8 EUE Pin
1-3/16	Tubing	5,000	1/8-3/4	2-3/8 EUE Pin
2-5/16	Tubing	5,000	3/16-1	3-1/2 EUE Pin
1-13/16	Solid	2,500	3/16-3/4	2-7/8 EUE Pin
2-5/16	Solid	5,000	3/16-1	2-7/8 EUE Pin
5	Casing	3,000	7/32-1	5-1/2 8 Thread pin
5	Casing	3,000	7/32-1	5-1/2 Stub Acme Box



MANUAL LINE WIPER

Hydraulic Line Wipers

ID	WORKING PRESSURE (PSI)	LINE SIZE	STANDARD BOTTOM CONNECTION
1-3/4	5,000	1/8-1/2	2 LP Box
1-3/4	5,000	1/8-1/2	Union Series
1-1/8	5,000	1/8-1/2	2-3/8 EUE Pin
1-13/16	5,000	1/8-3/4	2-7/8 EUE Pin
2-5/16	5,000	1/8-1	2-7/8 EUE Pin
5	5,000	1/8-1	5-1/2 Box
5	5,000	1/8-1	5-1/2 Stub Acme
6-1/4	3,000	7/32-1	7-8 Thread Pin
6-9/16	3,000	7/32-1	7-8 Thread Pin
6-9/16	3,000	7/32-1	7-8 Thread Pin
6-17/32	5,000	7/32-1	7-8 Thread Pin



HYDRAULIC LINE WIPER