



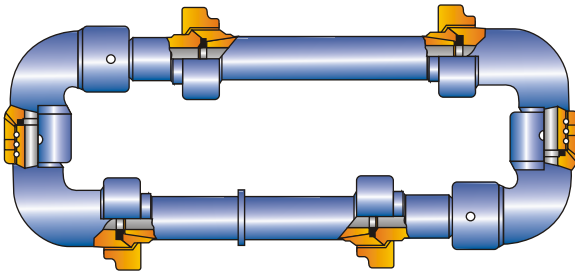
CEMENTING & CIRCULATING HOSES

2. NPS ENDS

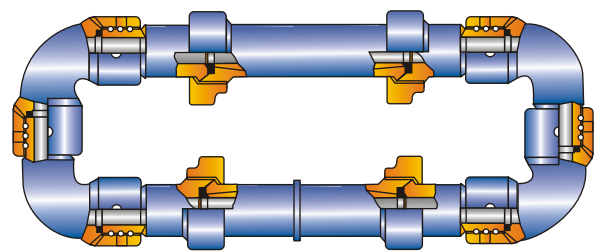
UNION	4 NOS.	4 NOS.	4 NOS.	4 NOS.
SWIVEL JOINT UNION END	STYLE-50 (2 NOS.)	STYLE- 10 (2 NOS.)	STYLE-50 (2 NOS.)	STYLE- 10 (2 NOS.)
MODEL NUMBER.	PLSCCH-50-2-4U-N	PLSCCH-10-2-4U-N	PSSCH-50-2-4U-N	PSSCCH-10-2-4U-N

CONFIGURATION OF NPS END MODELS

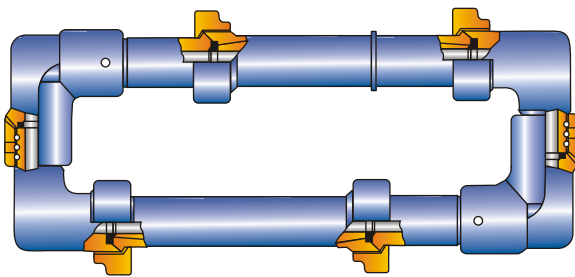
MODEL NUMBER: PLSCCH-50-2-4U-N



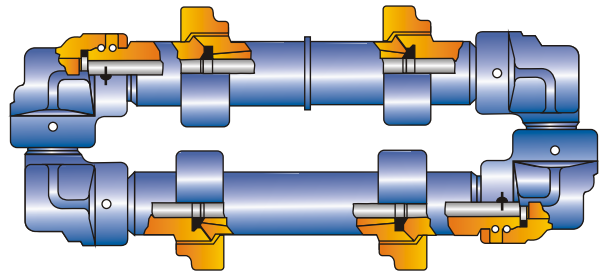
MODEL NUMBER: PLSSCCH-10-2-4U-N



MODEL NUMBER: PSSCCH-50-2-4U-N



MODEL NUMBER: PSSCCH-10-2-4U-N

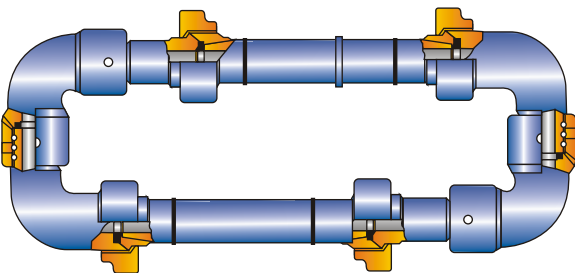


3. WELDED ENDS

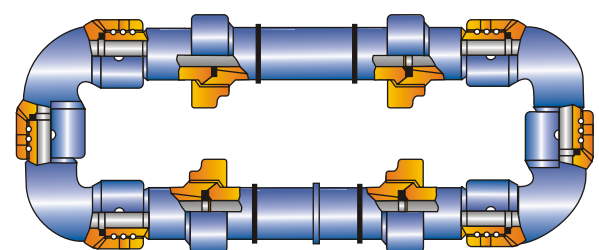
UNION	4 NOS.	4 NOS.	4 NOS.	4 NOS.
SWIVEL JOINT UNION END	STYLE-50 (2 NOS.)	STYLE- 10 (2 NOS.)	STYLE-50 (2 NOS.)	STYLE- 10 (2 NOS.)
MODEL NUMBER.	PLSCCH-50-2-4U-W	PLSCCH-10-2-4U-W	PSSCCH-50-2-4U-W	PSSCCH-10-2-4U-W

CONFIGURATION OF WELDED END MODELS

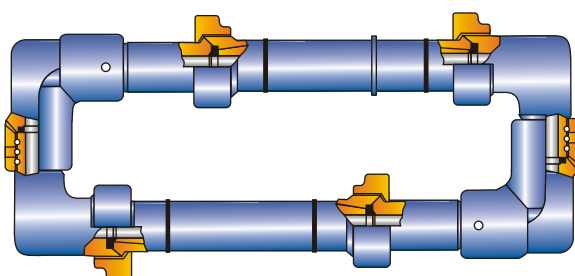
MODEL NUMBER: PLSCCH-50-2-4U-W



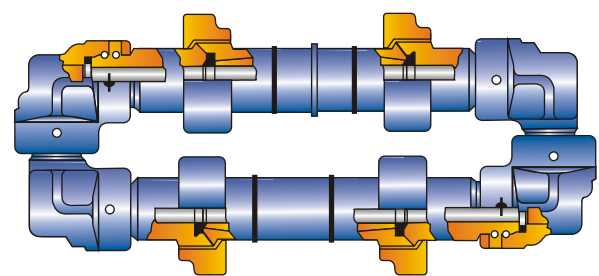
MODEL NUMBER: PLSSCCH-10-2-4U-W



MODEL NUMBER: PSSCCH-50-2-4U-W



MODEL NUMBER: PSSCCH-10-2-4U-W





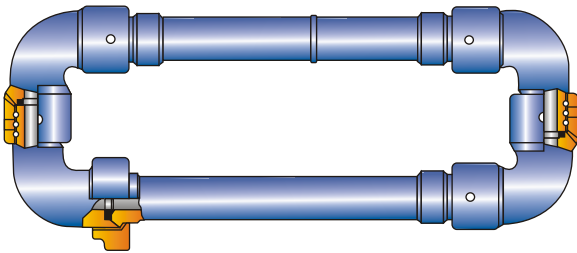
CEMENTING & CIRCULATING HOSES

4. INTEGRAL UNION ENDS

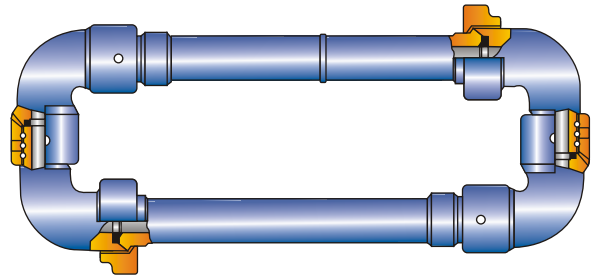
UNION	1 NO.	2 NOS.	2 NOS.	1 NO.	4 NOS.	4 NOS.
SWIVEL JOINT (UNION ENDS)	STYLE-50 (1 NO)	STYLE- 50 (2 NOS.)	STYLE-10 (2 NOS.)	STYLE-10 (2 NOS.)	STYLE-50 (2 NOS.)	STYLE-10 (2 NOS.)
MODEL NUMBER	PLSCCH-50-1-10- 1-1U-I	PLSCCH-50-2-2U-I	PLSCCH-10-2-2U-I	PLSCCH-10-2-1U-I	PLSCCH-50-2-4U-I	PLSCCH-10-2-4U-I

CONFIGURATION OF INTEGRAL UNION END MODELS

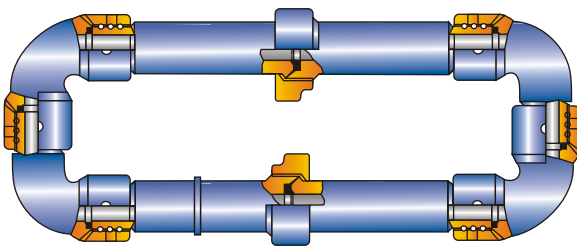
MODEL NUMBER: PLSCCH-50-1-10-1-1U-I



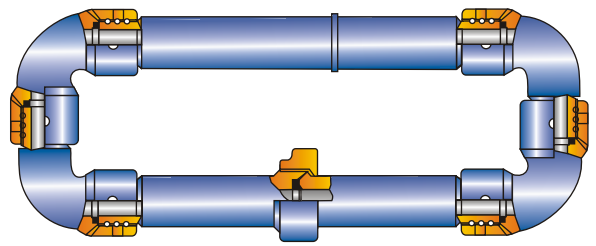
MODEL NUMBER: PLSCCH-50-2-2U-I



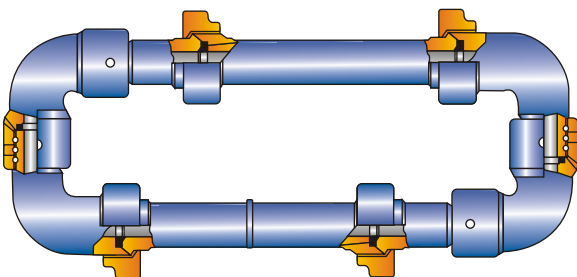
MODEL NUMBER: PLSCCH-10-2-2U-I



MODEL NUMBER: PLSCCH-10-2-1U-I



MODEL NUMBER: PLSCCH-50-2-4U-I



MODEL NUMBER: PLSCCH-10-2-4U-I

