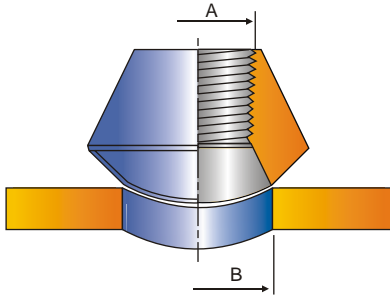
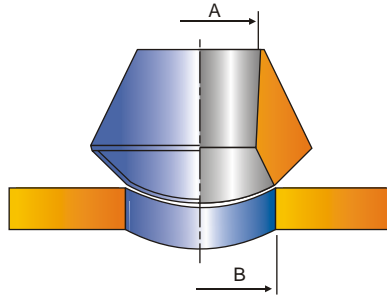




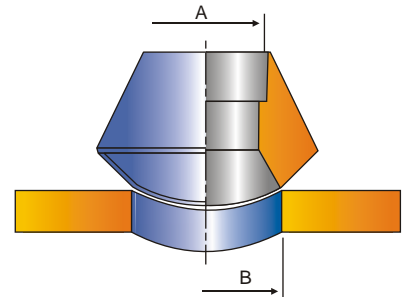
BRANCHED CONNECTIONS



Threadolet
Conform To ASME B 16.11



Weldolet
Conform To ASME B 16.11



Sockolet
Conform To ASME B 16.11

NOMINAL RUN PIPE	OUTLET	DIMENSION	
		A	B
1/8	1/8	13/32	5/8
1/4	1/4	35/64	5/8
3/8	3/8	43/64	3/4
1/2	1/2	27/32	15/16
3/4	3/4	1.1/16	1 3/16
1	1	1.5/16	1 7/16
1 1/4	1 1/4	1.11/16	1 3/4
1 1/2	1 1/2	1.29/32	2
2	2	2.3/8	2 9/16
2 1/2	2 1/2	2.7/8	3
3	3	3.1/2	3 11/16
4	4	4.1/2	4 3/4

NOMINAL RUN PIPE	OUTLET	DIMENSION	
		A	B
1/2	1/2	27/32	15/16
3/4	3/4	1.1/16	1 3/16
1	1	1.5/16	1 7/16
1 1/4	1 1/4	1.11/16	1 3/4
1 1/2	1 1/2	1.29/32	2
2	2	2.3/8	2 3/16
2 1/2	2 1/2	2.7/8	3
3	3	3.1/2	3 11/16
4	4	4.1/2	4 3/4
5	5	5 9/16	5 13/16
6	6	6 5/8	6 11/16
8	8	8 5/8	8 11/16
10	10	10 3/4	10 7/16
12	12	12 23/32	13
14	14	14	14 5/16
16	16	16	16 1/2
18	18	18	18 5/8
20	20	20	20 13/16
24	24	24	25 1/8

NOMINAL RUN PIPE	OUTLET	DIMENSION	
		A	B
1/8	1/8	.420 .430	5/8
1/4	1/4	.555 .565	5/8
3/8	3/8	.690 .700	3/4
1/2	1/2	.855 .865	15/16
3/4	3/4	1.065 1.075	13/16
1	1	1.330 1.340	17/16
1 1/4	1 1/4	1.675 1.685	13/4
1 1/2	1 1/2	1.915 1.925	2
2	2	2.406 2.416	2 9/16
2 1/2	2 1/2	2.906 2.921	3
3	3	3.535 3.550	3 11/16
4	4	4.545 4.560	4 3/4

NOTE:

- A. All dimensions are in inches.
- B. Other sizes and threads as per API, ASME can be provided on request.